



Associated Gas Gathering at Al-Shaheen Field

Success Story of Operator-Regulator Collaboration

Dr. Faisal Al-Thani
Acting Managing Director
Maersk Oil Qatar

11 May, 2010

Today, Maersk Oil is a midsize international oil and gas company with production in Denmark, Qatar, the UK, Algeria and Kazakhstan...



...and exploration ongoing in a number of areas internationally

Introducing Al-Shaheen Field, Offshore Qatar

Basic Information:

- Block 5: 2500 km²
- Development 700 km²
- Thin and laterally extensive reservoirs



	PHI/BWV	Target (ft)	Reservoir	Permeability mD	
Lower Cretaceous		10	Khatiyah	<10	
		20	Mauddud	<10-50	
		3-10	Nahr Umr SST	10 - 3000	
		20-40	Shuaiba	<10 - >1000	
		10-20	Kharaib B	<10	
		10-20	Kharaib C	<10	
	Permian			Khuff	

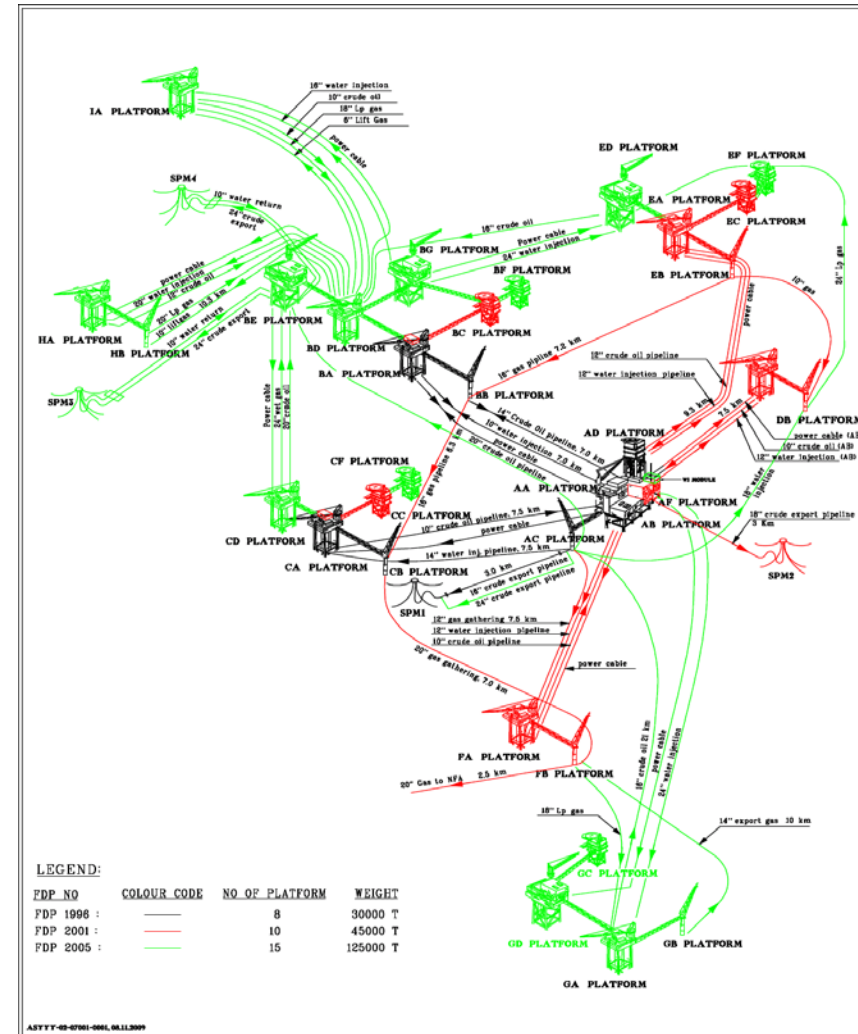
Qatar Block 5 Time-Line

Year	Event
1992	Exploration and Production Sharing Agreement
1993	First wells drilled, First oil in Q3
1994	First oil production, 1994 Development Plan (5 wells)
1996	1996 Development Plan (62 wells), permanent facilities
1999	Exploration commitments closed
2001	2001 Development Plan (69 wells, expansion of facilities)
2004	"Extension Area" agreement signed
2005	2005 Development Plan (160 wells, major expansion of facilities)
2010/11	High Pressure WAG (Water Alternating Gas) project (90 MMCSFD reinjection)



FDP 2001

- A plan for the development of Al Shaheen was agreed between Qatar Petroleum and Maersk Oil Qatar in 2001.
 - FDP 2001 was implemented by 2004.
- Associated Gas
 - Installation of gas compression facilities and export facilities at A, B, C and E Locations.
 - Instead being flared, associated gas was exported onshore to Qatar Petroleum's North Field Alpha platform and then to the Mesaieed gas processing plant for domestic usage.
 - Reduction of MOQ flare from estimated 200 MMSCFD to 40 MMSCFD.



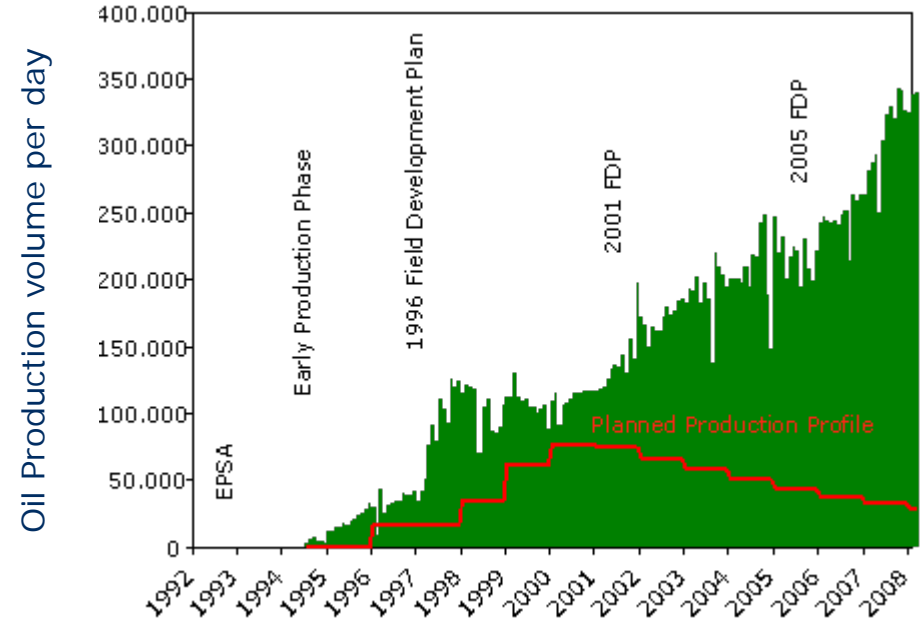
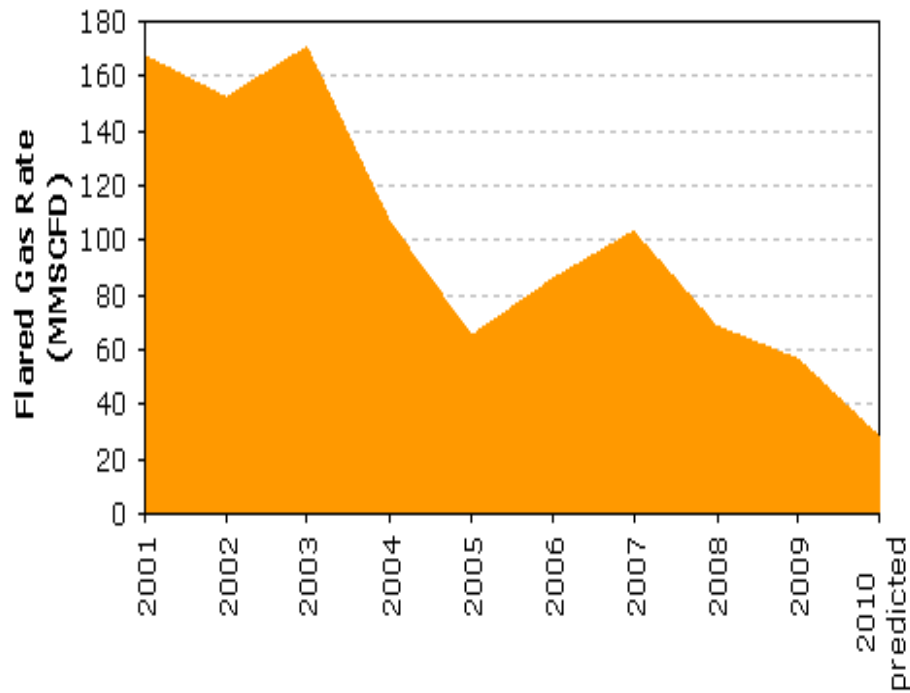
FDP 2005

- Flaring:
 - Installation of gas gathering system from D and F location.
 - Gas gathering facilities at G, H and I locations
 - A pilot flaring of approximately 0.5 MMSCFD will continue for safety reasons from each of the locations.
- Other emission reduction initiatives:
 - Low-NOx Turbines (lean pre-mix combustors)
 - VOC Recovery Units on FSOs
 - Waste Heat Recovery for Crude Separation



Reaping the Rewards...

Maersk Oil Qatar Flaring Trends
(2001 - 2010 ytd)



Thinking Back – The Relevant Factors



- Drivers for success

- Focus of Qatar on Flaring Reduction (Qatar National Vision)
- Corporate drive for Eco-efficiency Strategy
- Partnership and support of Qatar Petroleum

- Challenges

- Lack of regulatory framework and standards
- Availability of downstream market



Thank You